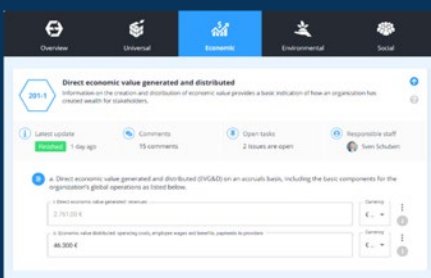


Software for Sustainability- Analyses ■ Controlling ■ Reporting

End-to-end solution for your company's sustainability processes

1. Information Management

Avoid spreadsheet chaos. Simply collect all information in one place. Envoria can implement data from a wide range of sources and systems, allowing for a structured consolidation process. This means you can ensure that all key figures are up-to-date and compliant with the respective legal requirements.



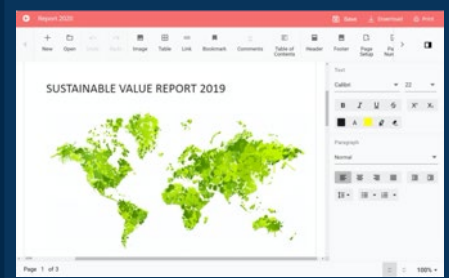
2. Continuous Analyses

Individually adjustable dashboards and analyses provide you and your management with insights about the performance of your sustainability KPIs. Data-based decision making in real-time is possible for every sustainability area you work with. Pre-configured interfaces like an SDG dashboard are inclusive.



3. Automated Reporting

You design your report once. From that point, the system will continuously update all performance data and diagrams automatically. At any point, you can see how up-to-date your data is and also who populated it. Finalising your report towards the end of the year only takes a few clicks.



Covering all areas of ESG reporting | GRI certified



Features



Information Management

Automated imports and manual population

Collaborative data administration with multiple users

Structured data query, e.g. using GRI or DNK incl. scoping

Consolidation functions

Analyses

Individual dashboards and analyses

Emissions calculation and overview

Specific dashboards: SDG areas, social factors, circular economy

Control targets (target-actual comparison, benchmarks)

Reporting

Collaborative report creation and editing

Automated updates of data and diagrams in the report

Export your reports as Word, PDF, Website and many other formats

Individual reporting frameworks (e.g. region-specific standards)

Task management and reminders

Automated converter for currencies and measuring units

Approval workflows (4 eyes principle)

Multi-level roles & rights and vendor access

Information Management

Example Process

Reviews & approves data



Sustainability Manager

Collaboratively gathers and maintains data



Sustainability Department

Maintains production data on a regular basis



Production Department

Provides data for carbon emission calculation

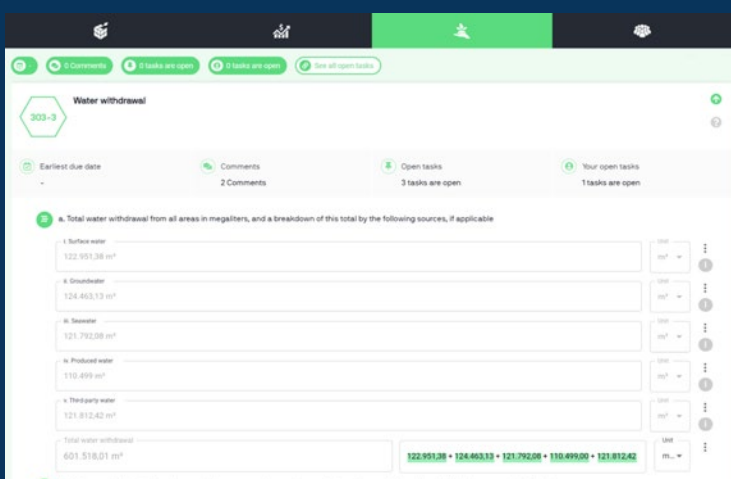


ERP System

Provides data for social key figures



HR System



Analyses



Gain practical insights through...

Benchmarks and target-actual comparisons

Individual dashboards

Predefined dashboards: CO2, SDG's & more

Environmental & social impact calculators

Additional supporting tools

Reporting



Populate data **once**, afterwards **automated reporting** in accordance with **different standards** (GRI, DNK, SDG, more) due to pre-configured mapping

Cover **country- and region-specific reporting requirements**

Define report structure once and apply automatically for future reporting periods. Values, tables & diagrams update automatically

Co-create & edit reports with multiple users **simultaneously**

Use corporate design and layout specifications